
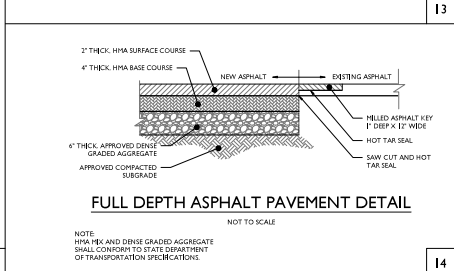
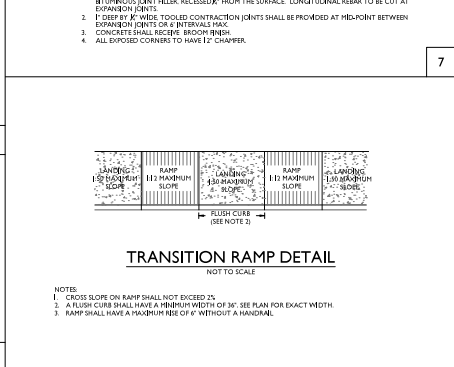
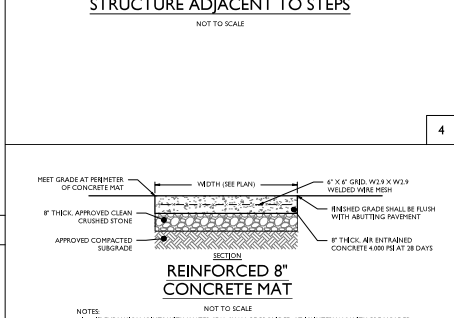
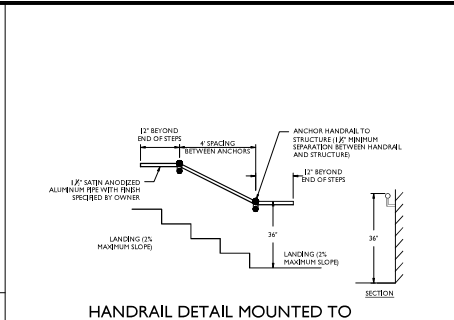
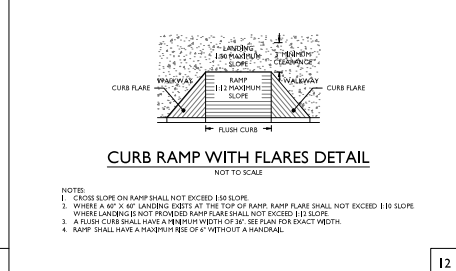
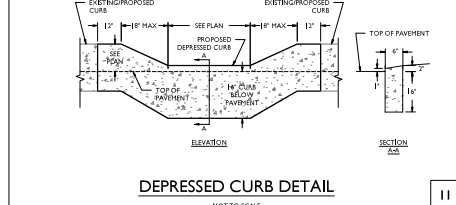
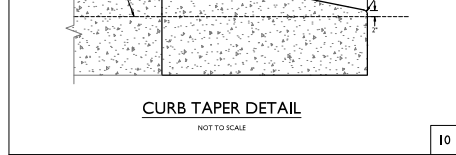
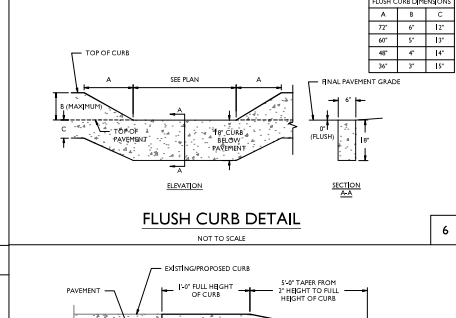
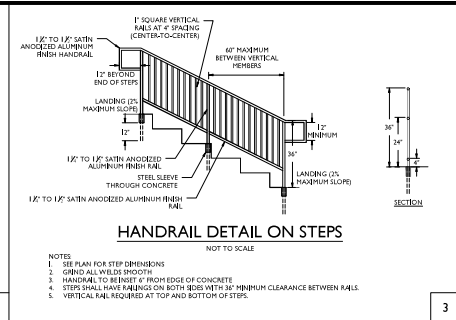
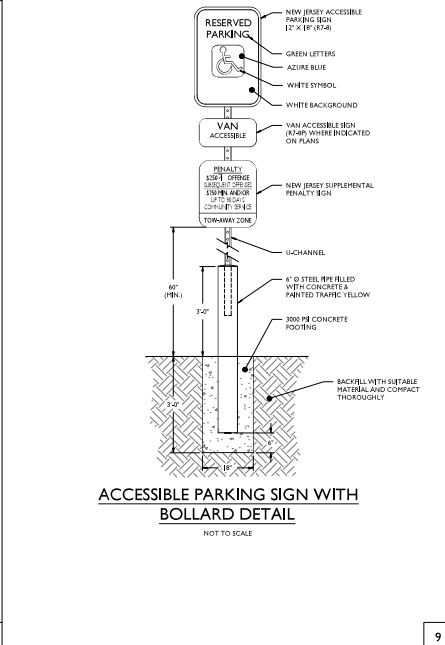
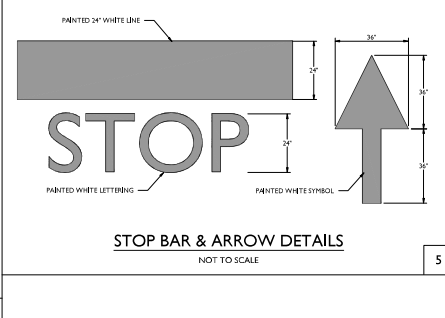
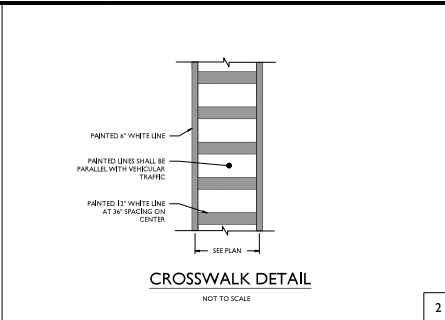
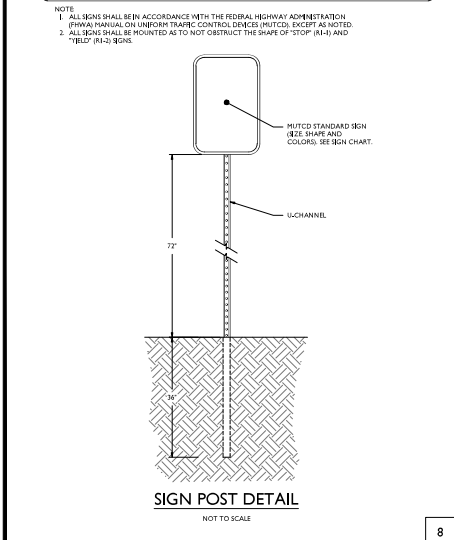


M.U.T.C.D. NUMBER	TEXT	COLOR		SIZE OF SIGN (WIDTH X HEIGHT)	TYPE OF MOUNT
		LEGEND	BACKGROUND		
STOP SIGN (R-1)		RED	WHITE	36"x36"	GROUND



**STONEFIELD engineering & design**

Rutherford, NJ - New York, NY - Boston, MA  
Princeton, NJ - Tampa, FL - Detroit, MI  
www.stonefielddesign.com

Headquarters: 92 Park Avenue, Rutherford, NJ 07070  
Phone: 201.340.4468 Fax: 201.340.4472

**PRELIMINARY AND FINAL MAJOR SITE PLAN**

**522 VALLEY ESTATES, LLC**

**PROPOSED TOWNHOUSE DEVELOPMENT**

BLOCK 32.01 LOT 1 (COUNTY ROUTE 611)  
CITY OF CLIFTON  
PASSAIC COUNTY, NEW JERSEY

AFTON M. SAVITZ, P.E.  
NEW JERSEY LICENSE No. 15174  
LICENSED PROFESSIONAL ENGINEER

**SCALE: AS SHOWN PROJECT ID: 907-03081**

**TITLE: CONSTRUCTION DETAILS**

**DRAWING: C-16**

NO.	DATE	BY	ISSUE	DESCRIPTION
00	10/24/2023	SPH	FOR MUNICIPAL SUBMISSION	